



America's Premier Climate Comfort Brand since 1895

Submittal:

Model: LM036CI-100P432 / LM036CO-100P432
(Refrigerant R410A)

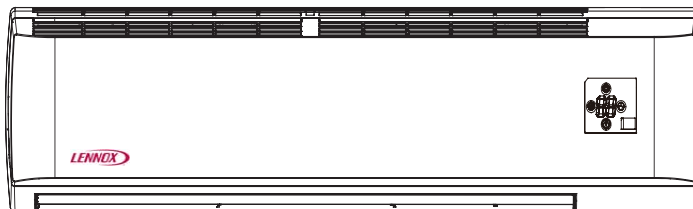
Thank you for selecting LENNOX air conditioners.

Submittal R410A 60Hz On-Off

1. Summary

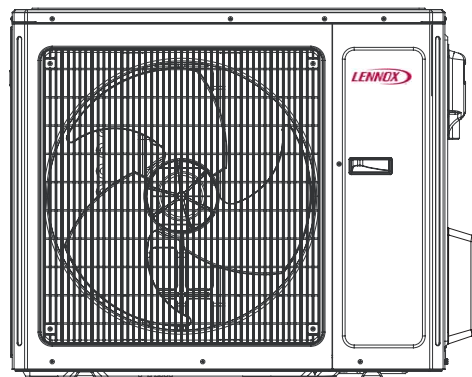
Indoor Unit:

LM036CI-100P432



Outdoor Unit:

LM036CO-100P432



Remote Controller:

Y6185



2. Specifications

2.1 Specification Sheet

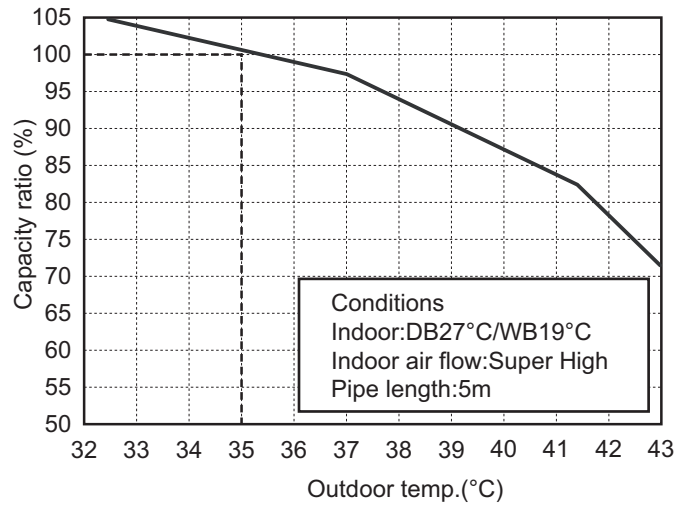
Model		LM036CI-100P432 / LM036CO-100P432		
Product Code		Y6896 / Y6897		
Power Supply	Rated Voltage	V~	230	
	Rated Frequency	Hz	60	
	Phases		1	
Power Supply Mode		Outdoor		
Cooling Capacity		Btu/h	36000	
Heating Capacity		W	/	
Cooling Power Input		W	3300	
Heating Power Input		W	/	
Cooling Power Current		A	14	
Heating Power Current		A	/	
Rated Input		W	4200	
Rated Current		A	22	
Air Flow Volume(SH/H/M/L/SL)		m ³ /h	1450/1350/1150/1000/-	
Dehumidifying Volume		L/h	3.5	
EER		Btu/w.h	10.9	
COP		W/W	/	
SEER			/	
HSPF			/	
Application Area		m ²	46-70	
Indoor Unit	Model of indoor unit		LM036CI-100P432	
	Indoor Unit Product Code		Y6896	
	Fan Type		Cross-flow	
	Diameter Length(DXL)		mm	Φ108X522.7
	Fan Motor Cooling Speed (SH/H/M/L/SL)		r/min	1450/1350/1200/1050/-
	Fan Motor Heating Speed (SH/H/M/L/SL)		r/min	/
	Output of Fan Motor		W	60
	Fan Motor RLA		A	0.46
	Fan Motor Capacitor		μF	3
	Evaporator Form		Aluminum Fin-copper Tube	
	Pipe Diameter		mm	Φ7
	Row-fin Gap		mm	2-1.5
	Coil Length (LXDXW)		mm	1074X25.4X381
	Swing Motor Model		MP24HB	
	Output of Swing Motor		W	1.5
	Fuse		A	5
	Sound Pressure Level (SH/H/M/L/SL)		dB (A)	56/54/50/47/-
	Sound Power Level (SH/H/M/L/SL)		dB (A)	66/64/60/57/-
	Dimension (WXHDX)		mm	1350X326X253
	Dimension of Carton Box (LXWXH)		mm	1438X418X352
Dimension of Package (LXWXH)		mm	1441X421X367	
Net Weight		kg	20	
Gross Weight		kg	24.5	

Outdoor Unit	Model of Outdoor Unit		LM036CO-100P432
	Outdoor Unit Product Code		Y6897
	Compressor Manufacturer/Trademark		SHANGHAI HITACHI ELECTRICAL APPLIANCES CO.,LTD.
	Compressor Model		ATH290RN-C9LU
	Compressor Oil		Mineral Oil
	Compressor Type		Rotary
	L.R.A.	A	64
	Compressor RLA	A	13.7
	Compressor Power Input	W	3020
	Overload Protector		UP14SE5215
	Throttling Method		Capillary
	Operation temp	°C	16~30
	Ambient temp (cooling)	°C	18~43
	Ambient temp (heating)	°C	/
	Condenser Form		Aluminum Fin-copper Tube
	Pipe Diameter	mm	Φ7.94
	Rows-fin Gap	mm	2.5-1.5
	Coil Length (LXDXW)	mm	953X57.15X748
	Fan Motor Speed	rpm	780
	Output of Fan Motor	W	90
	Fan Motor RLA	A	0.8
	Fan Motor Capacitor	μF	4
	Air Flow Volume of Outdoor Unit	m ³ /h	4000
	Fan Type		Axial-flow
	Fan Diameter	mm	Φ552
	Defrosting Method		/
	Climate Type		T1
	Isolation		I
	Moisture Protection		IP24
	Permissible Excessive Operating Pressure for the Discharge Side	MPa	4.3
	Permissible Excessive Operating Pressure for the Suction Side	MPa	2.5
	Sound Pressure Level (H/M/L)	dB (A)	58/-/-
Sound Power Level (H/M/L)	dB (A)	68/-/-	
Dimension (WXHXD)	mm	1000X790X427	
Dimension of Carton Box (LXWXH)	mm	1080X485X840	
Dimension of Package (LXWXH)	mm	1083X488X855	
Net Weight	kg	68	
Gross Weight	kg	73	
Refrigerant		R410A	
Refrigerant Charge	kg	2.4	
Connection Pipe	Length	m	5
	Gas Additional Charge	g/m	15
	Outer Diameter Liquid Pipe	mm	Φ6
	Outer Diameter Gas Pipe	mm	Φ19
	Max Distance Height	m	10
	Max Distance Length	m	30
	Note:The connection pipe applies metric diameter.		

The above data is subject to change without notice; please refer to the nameplate of the unit.

2.2 Capacity Variation Ratio According to Temperature

Cooling:



2.3 Cooling and Heating Data Sheet in Rated Frequency

Cooling:

Rated cooling condition(°C) (DB/WB)		Model	Pressure of gas pipe connecting indoor and outdoor unit	Inlet and outlet pipe temperature of heat exchanger		Fan speed of indoor unit	Fan speed of outdoor unit
Indoor	Outdoor			T1 (°C)	T2 (°C)		
27/19	35/24	LM036CI-100P432 LM036CO-100P432	0.48 ~ 0.7	7.2 to 9.6	78.1 to 38.5	Supper High	High

Instruction:

T1: Inlet and outlet pipe temperature of evaporator

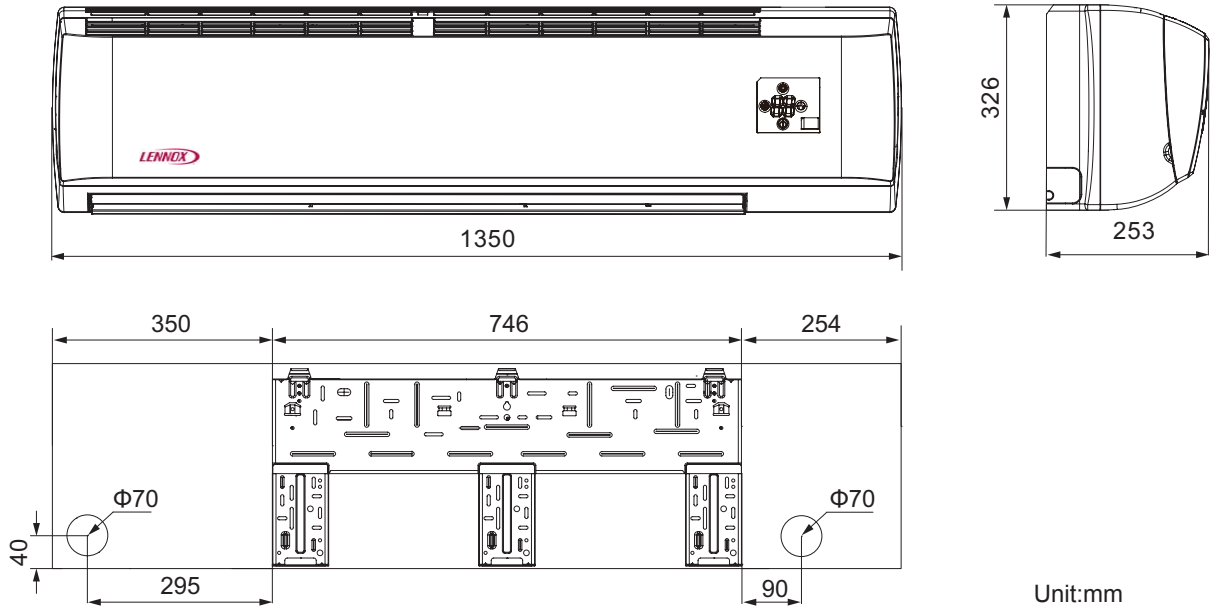
T2: Inlet and outlet pipe temperature of condenser

P: Pressure at the side of big valve

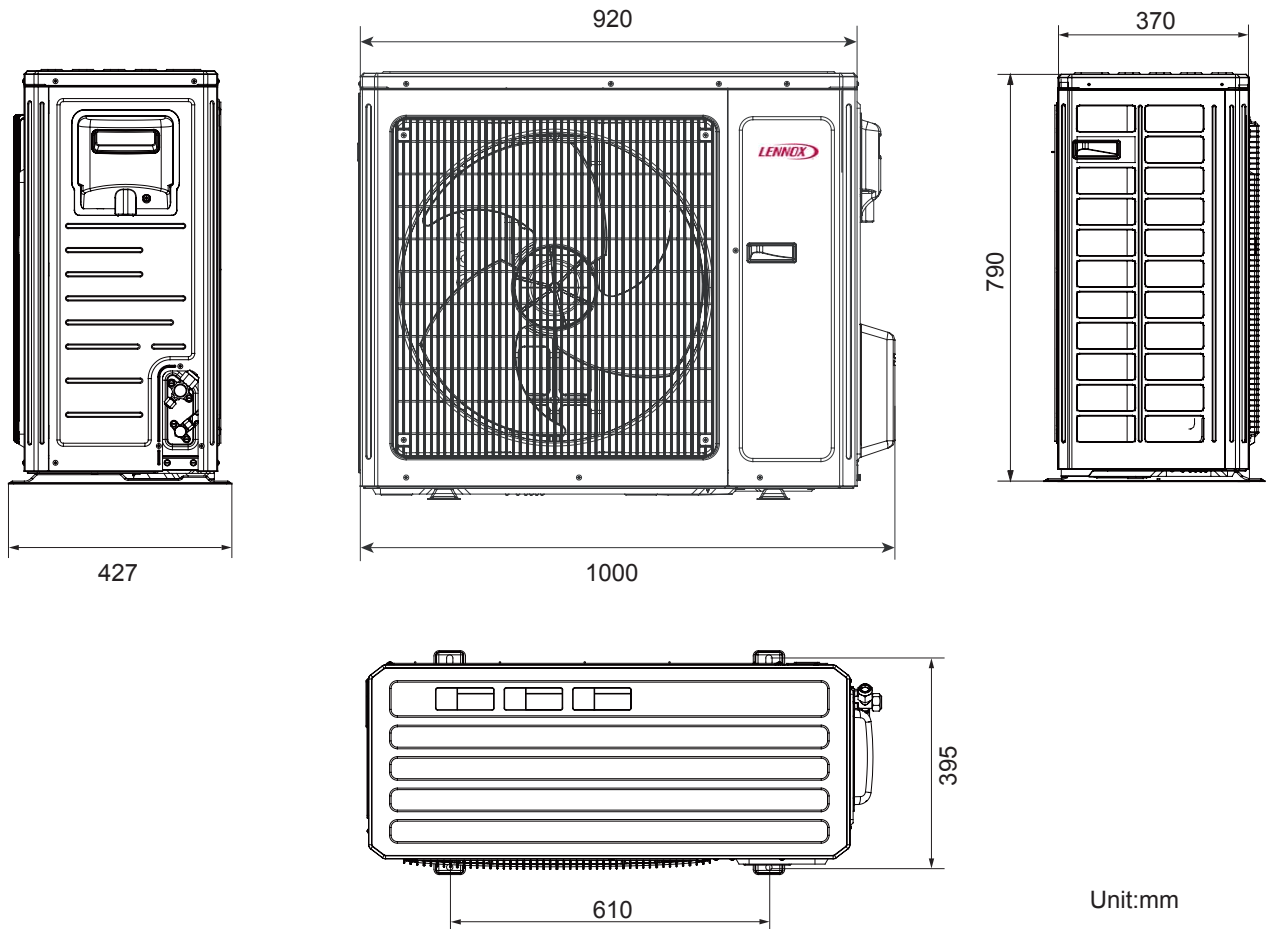
Connection pipe length: 5 m.

3. Dimensions

3.1 Indoor Unit

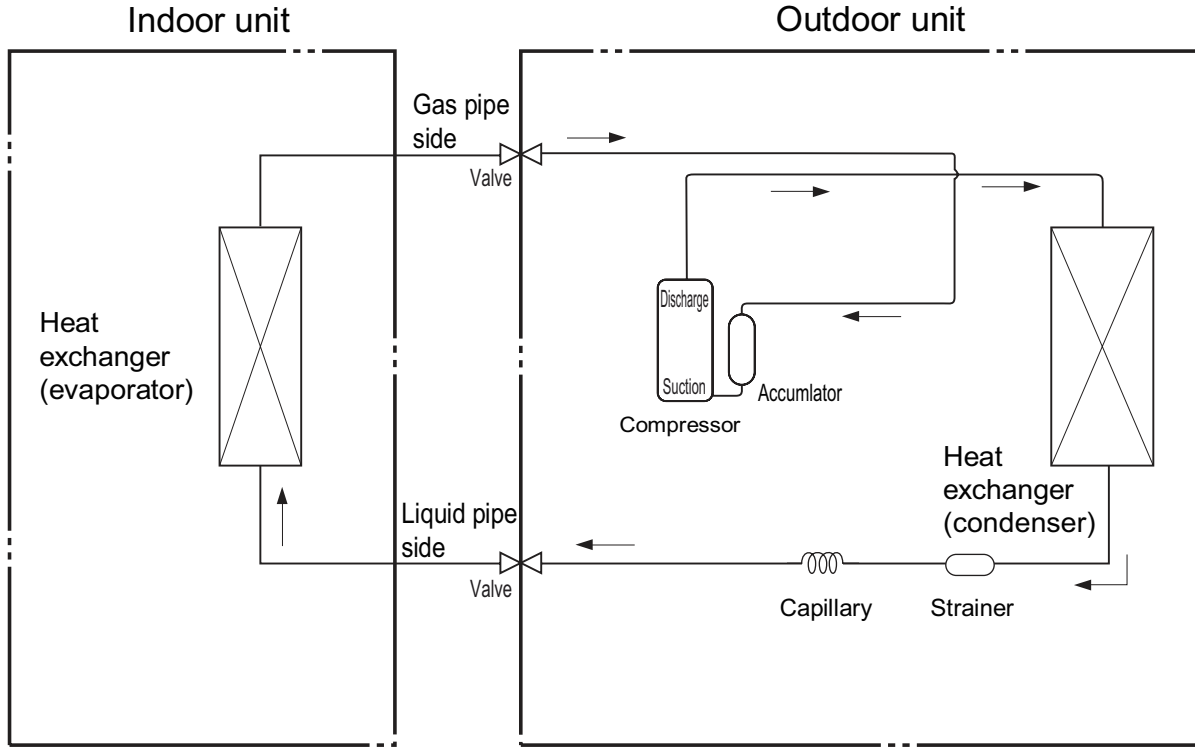


3.2 Outdoor Unit



4. Refrigerant System Diagram

Cooling only model



Refrigerant pipe diameter
Liquid : 1/4" (6 mm)
Gas : 5/8" (16mm)

5. Electrical Part

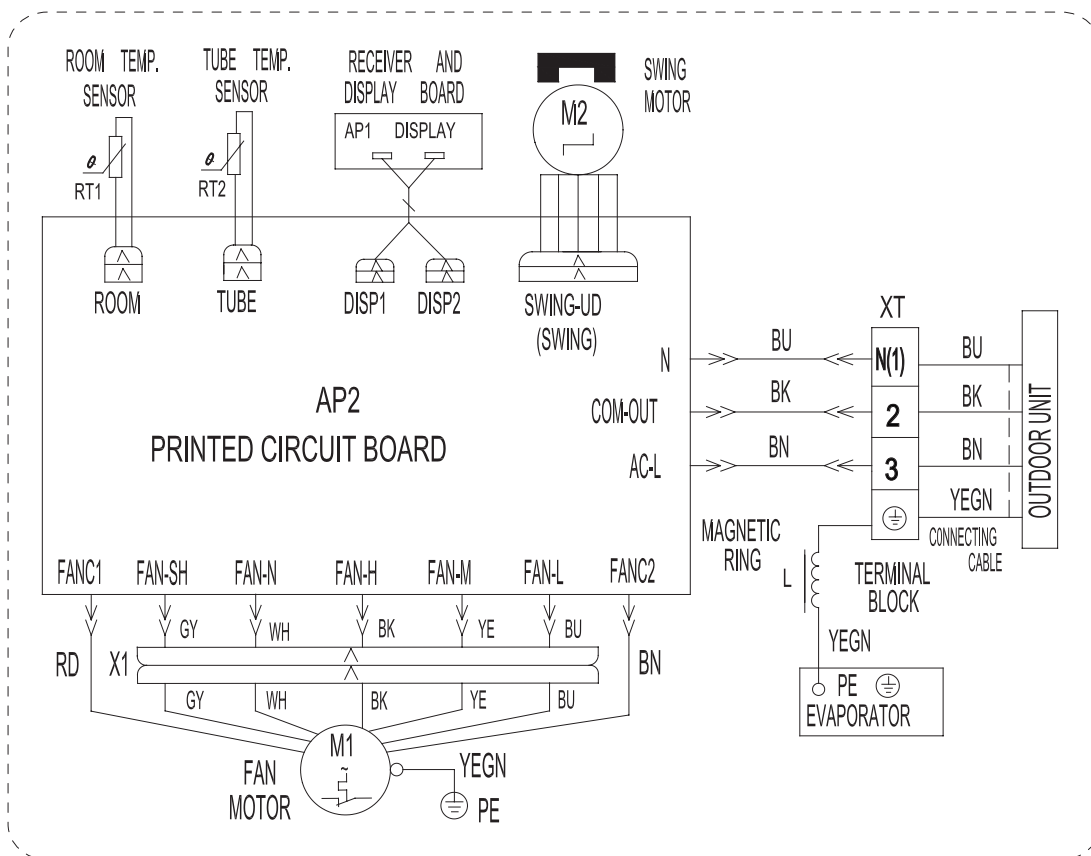
5.1 Wiring Diagram

- Instruction

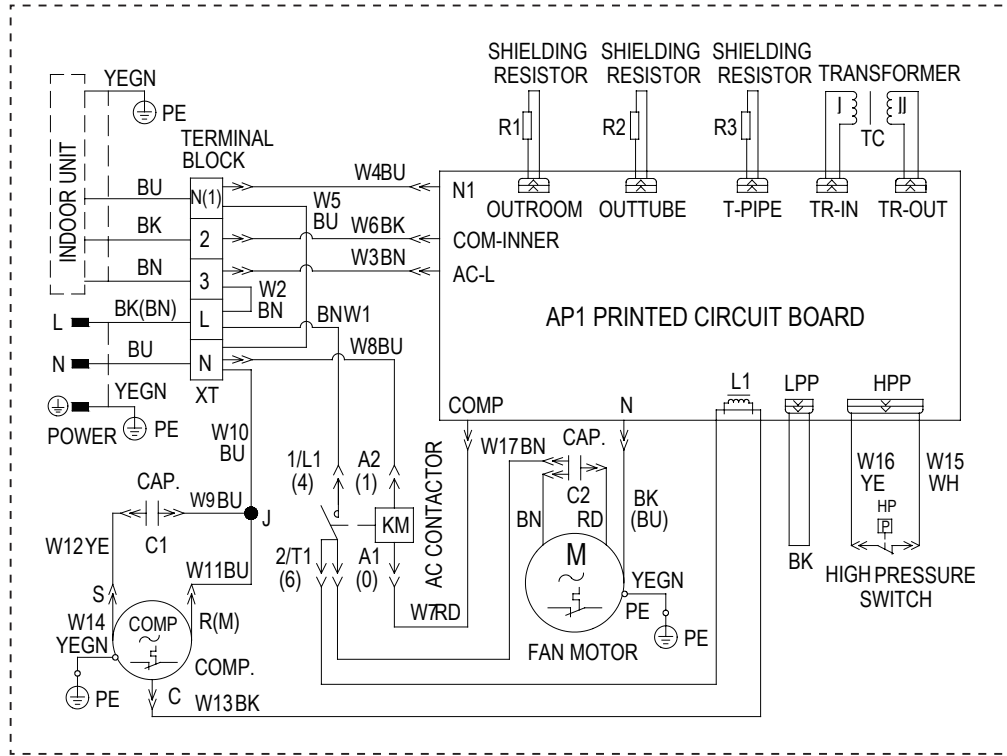
Symbol	Symbol Color	Symbol	Symbol Color	Symbol	Name
WH	White	GN	Green		Grounding wire
YE	Yellow	BN	Brown	COMP	Compressor
RD	Red	BU	Blue	CAP	Jumper Cap
YEGN	Yellow/Green	BK	Black	/	/
VT	Violet	OG	Orange	/	/

Note: Jumper cap is used to determine fan speed and the swing angle of horizontal lever for this model.

- Indoor Unit



• Outdoor Unit



These circuit diagrams are subject to change without notice, please refer to the one supplied with the unit.